



The Green Kids Club (GKC)

A Sub-Division of the Green Institute



ABOUT



MISSION

To build a generation of passionate, energetic, well-educated, environmentally and socially conscious students who could return to their schools and engage their peers in the work required in making Nigeria green again.

VISION

To be the foremost and the most widespread organization for environmental education, advocacy and social innovation while training young leaders that will create and develop sustainable solutions to tackling pressing global environmental, economic and social challenges.

TRADITION

GREEN CHEER

Watermelon *(Repeat)*

Pineapple *(Repeat)*

Carica papaya (Repeat)

Fruit Salad

(Repeat all together)

Give it to him (or her)

PUSH *(Repeat all together)*

GREEN PLEDGE

✓ My name is *(Insert name here)*

✓ I will never drop that waste on the floor

✓ I will eat and drink moderately because I know some people do not have access to food and water

✓ I will always switch off my appliances when not in use

✓ I will travel sustainably

✓ I will tell others about the Green Movement

✓ Above all, I pledge to be GREEN

TRADITION

Education and Awareness

Green Kids Club (GKC) is structured to increase members' knowledge of environmental sustainability while putting into practice the principles learned in classes. Club members can also educate and raise awareness through outreach to the school and community. This outreach can serve many purposes. One, the outreach educates and promotes education and awareness among other students and community members. If people are more educated about environmental sustainability and what they can do, they will be more likely to implement ecologically sound practices. Outreach to the community also promotes the school and its students. Community members see the good actions of the students, and the image of the school is enhanced.

Personal Development

Green Kids Club also develop skills within the members. Club members who choose to become active would be able to develop valuable skills such as public speaking, organization, management, and leadership. All members can learn the value of participation and cooperation.

Social

Green Kids Club can serve a social purpose. Students can meet students with similar interests. Students also become more involved in school life. Engaged students are more likely to have positive school experiences.

Career Development

Green Kids Club can also be a tool for career development. Club members can participate in activities that will allow them to hone their interests. Members can learn about career paths and options. Activities such as field trips and hosting speakers allow students to network with ecologists and related professionals.

HISTORY

It started with a question.

What does it mean to go green?

It was answered with blank stares and confusion.

It jumpstarted a movement!

Sitting in a class with her students talking about environmentalism, **Dr. Adenike Akinsemolu**, a lecturer at Adeyemi College (as of 2015), was floored by how ignorant her otherwise intelligent students were about issues of environmentalism in Nigeria. As an educator and avid green advocate, Adenike saw an opportunity to directly engage this ignorance in her students and students on other campuses across the country.

Instead of relying exclusively on her lectures and her limited sphere of influence, Adenike decided that sitting and talking about the issues would not solve the problems. Action was required. Who better to act than the next generation of leaders? Her vision was simple- to create a network of passionate, eco-conscious, energetic, well- educated students.

To achieve this, the Green Kids Club (secondary) and the Green Campus Initiative (tertiary) were established to build a team of green leaders who could return to their schools and campuses and engage their peers in work required in making their communities green again.

Our journey has only just begun!





Parent Organization

THE GREEN INSTITUTE

The Green Kids Club (GKC) is a sub division of the Green Institute. The Green Institute is the first Nigerian research institution that subsidizes college tuition costs through a waste management program while training leaders that will systematically transform attitudes about environmentalism in Africa's most populated and polluted country. The institute offers both training and research, in line with some of the challenges listed in the Sustainable Development Goals. Our principal area of concentration is environmental sustainability, but we adopt both a micro and macro-level approach that encompasses relevant studies in the sciences, arts and social sciences. Our onsite campus is located in Ondo Kingdom, Nigeria.

FOUNDER



Adenike A. Akinsemolu

Adenike Akinsemolu is a passionate environmental educator and author of numerous studies in sustainability.

She holds a Ph.D. in Environmental Microbiology. Her passion for the environment propelled her to start the green movement in Nigeria.

When she is not raising the next generation of green leaders or scientists, she can be found spending time in nature and playing sports.

PROGRAMS

PROGRAM NAME	PURPOSE
School Green Clubs	Inaugurate and support Green clubs in schools where kids can engage in environmental activities and get acquainted with the Green Education curriculum and other sustainability principles.
Ambassador Match	Create a network of ambassadors and connect to schools and clubs that support GKC's mission and vision.
Green Field Trips	Introduce students to environmental concepts, experiences, and ideas that cannot be taught in the classroom environment through outdoor activities and excursion.
Green School Projects	Design and implement nature-inspired projects in schools.
Green Summer Camp	Organize an annual summer camp for GKC members nationwide where they will be trained on social entrepreneurship, biomimicry, advocacy, and other sustainability concepts, developing them into the next generation of green leaders.
e-Green	Encourage youth to share creative photos, articles, films, and other media to increase environmental awareness through social media.

BENEFITS TO MEMBERS

Members will benefit by:

- Developing their knowledge of environmental sustainability and green technology;
- Networking with like-minded young green leaders from diverse socio-economic backgrounds and cultures;
- Developing leadership and communication skills;
- Creating social change by changing the attitudes of their peers, parents and communities about environmentalism;
- Advocating for environmentally friendly policies in their various communities;
- Acquiring valuable work experience and developing a career path for the future;
- Acting as a custodian of the environment to create a sustainable future.

INTEREST ASSESSMENT

Is there an interest in Environmental Sustainability in your school?

When a student or staff member wants to start a Green Kids club, there is a natural tendency to take the idea and run with it. However, the success of the club depends on the student involvement that is, in turn, dependent upon student interest. Before starting a club, it is a good idea to assess student interest in the school.

Informational Meeting

One way to assess interest is to organize an informational meeting and see what kind of response it receives. In this meeting, you can assess the amount of interest and the kind of interest. The meeting can also be an open forum for initial planning. For an informational meeting, a day, time, and location must be set. If school facilities are to be used, then this must all be arranged with the school authority. Once these arrangements have been made, the meeting must be publicized. Flyers can be distributed out in classes or posted on the school notice board. Announcements should be made in classes. The first indication of interest will be the number of students who come to the meeting, although this is not the sole indicator.

At the meeting, the kind of interest should be ascertained. What kind of club do the students want? Will it have a focus - outdoors, outreach, school events? Brainstorming can take place for names and potential advisors. All ideas should be recorded. Finally, initial leadership roles can be appointed to continue the process to register or charter a club.

Student Survey

Another way of assessing interest in a school is through a student survey. Sample questions could include:

- Is there a need for a Green Kids Club in a school?
- Would you be interested in being a member?
- What would draw you to a club?
- What times are most convenient for you to meet?
- What activities would you see a Green Kids club doing?

The survey can be dispersed in science classes initially. Later, random student sampling in dormitories, among students, and dining facilities will draw from a larger pool of students. When assessing interest, it is imperative to ensure that another club present in the school doesn't already serve the same purpose. If there is a similar club, then perhaps you can form an environmental committee within that club.

HOW TO START A GREEN KIDS CLUB

Step 1: Talk to the School authority about Starting a Green Kids Club in your school.

Ask your school about how to start a student organization. Typically, schools require student organizations to adopt a set of by-laws or rules, have a core group of officers, a faculty advisor, and agree to abide by school rules. You can refer them to the website: www.greeninstitute.ng

Step 2: The Basics of Setting-Up a Green Kids Club.

Recruit 4-6 core people to help you.

Find a few friends and a “Nature Ambassador” at your school (typically a teacher or parent) to help you with the club. This core group can form your leadership team.

Step 3: Contact GKC.

Send an email to hello@greeninstitute.ng to express your interest in starting a Green Kids Club and to ask any questions you might have about GKC.

Step 4: Review GKC’s Mission and Vision Statements

Please review GKC’s Mission and Vision stated on page 3 and confirm that you will support and uphold them as you run a Green Kids Club.

Step 5: Appointment of a temporary governor

At first, you will need to assign an interim leader to preside over the drive to form the club. This may or may not be the person who serves as a permanent governor.

- **Election of temporary officers.**

The members should discuss which officer appointments are necessary for your club. Decide whether you want a governor, a deputy governor, a commissioner of finance, or someone to keep the minutes of each meeting.

(See constitution for a list of officers).

- **Preparation of by-laws or rules.**

Decide upon a committee to write the by-laws or rule booklet. See these sample by-laws.

HOW TO START A GREEN KIDS CLUB

- Adoption of by-laws or rules.

Once the by-laws or rules are written to everyone's satisfaction, you will vote to adopt them.

- Election of permanent officers.

At this time, you can decide if your club has enough officer positions or if you need to add some positions. Some of the positions you should consider are listed below.

Governor: Leads meetings and ensure the smooth operation of the Green Kids Club

Deputy Governor: Supports the president and helps plan events

Commissioner of Happiness: Records and reads minutes. Ensuring the overall welfare of members and the community

Commissioner of Finance: Handles funds

Commissioner of Health: improving the health of all citizens in the school community

Commissioner of Sports: Leading and developing sporting excellence

Commissioner of Innovation and Social Entrepreneurship: Creating and developing innovative ideas in the school

Commissioner of Media and Public Relations: Makes and distributes flyers, posters, maintains the website, keeps a picture book and notes

Step 5: Review and Sign the Green Kids Charter.

Complete the Green Kids Club Charter Form on-line or print and return to become an official Club.

Step 6: Prepare for First Meeting and Publicize.

Spread the word and call for your first meeting! It is helpful to have a game plan-- a calendar of events or topics for discussion.

While all the planning doesn't have to be done before the club first forms, it helps to have at least a basic idea of what sorts of topics you will cover, activities you will do, and speakers you will host before you get started. We have access to a number of speakers and individuals willing to help. Just let us know what you need.

To have meetings, you will need to reserve a meeting room. Most schools allow student groups to use classrooms or meeting rooms for their gatherings. A meeting room or classroom which holds **20 to 40 people** is ideal for a Green Kids Club meeting.

HOW TO START A GREEN KIDS CLUB

General Order of a Meeting

You can use these steps as a guideline for your meetings. Your specific style can be less formal, or even more formal, according to your goals and tastes.

- Call to order by the president or chairman
- Reading and approval of the minutes from the previous meeting
- Discussion of old business
- Discussion of new business
- Program
- Adjournment

Step 7: Start Your Own Customized Green Kids Club Website through the Green Institute

Select a Webmaster within your club and start your school website, which will be accessed and hosted through the main Green Institute website. You will be able to customize content. Please contact us for details.

Step 8: Invite a Resource Person from the Green Institute or Download a Green Introductory Video

Contact the headquarters to organize an introductory seminar, or download the video on our website, visit our Media page.

Step 9: Use the sample Curriculum as a guide during meetings (see page 20 - 23)

Step 10: Attend the Annual Summer Camp

Register your members for the annual green camp at the headquarters

SAMPLE CONSTITUTION

Preamble:

We, the undersigned, wishing to secure for ourselves the pleasures and benefits of an association of persons commonly interested in environmental sustainability, constitute ourselves the Green Kids Club (your school name) chapter and enact this constitution as our governing law. It shall be our purpose to conduct club programs and activities to promote environmental sustainability in school and the community.

Membership: Article I

All persons interested in environmental sustainability shall be eligible for membership. Membership shall be by application and election upon such terms as the club shall provide in its By-Laws.

Officers: Article II

Sec. 1. The officers of this club shall be Governor, Deputy Governor, and the Commissioners.

Sec. 2. The officers of this club shall be elected for a term of one year by ballot of the members present.

Sec. 3. Vacancies occurring between elections must be filled by special elections at the first regular meeting following the withdrawal or resignation.

Sec. 4. Officers may be removed by a three-fourths vote of the membership.

Duties of Officers: Article III

Sec. 1. The Governor shall preside at all meetings, and conduct them according to the rules adopted. He/she shall enforce due observance of this Constitution and By-Laws; decide all questions of order; sign all official documents adopted by the club, and perform all other duties of the office of Governor.

Sec. 2. The Deputy Governor shall assume all the duties of the Governor in his/her absence. In addition, he/she shall organize club activities, plan and recommend contests for operating benefits, and advance club interest and activity as approved by the club.

Sec. 3. The Commissioner of Happiness shall keep a record of the proceedings of all meetings, keep a roll of members, submit membership applications, carry on all correspondence, read communications at each meeting, and mail written meeting notices to each member. At the expiration of his/her term, he/she shall turn over all items belonging to the club to his/her successor.

Sec. 4. The Commissioner of Finance shall receive and receipt for all monies paid to the club; keep an accurate account of all funds received and expended; pay no bills without proper authorization (by the club or its officers constituting a business committee). At the end of each quarter, he/she shall submit an itemized statement of disbursements and receipts. At the end of the commissioner's term, he/she shall turn over everything in his/her possession belonging to the club to his/her successor.

SAMPLE CONSTITUTION

Sec. 5. Other Commissioners include Commissioner of Environment, Health, Sports, Innovation and Social Entrepreneurship, Media and Public Relations

- Commissioner of Environment: Developing a plan to combat climate change and reduce greenhouse gas emissions.
- Commissioner of Health: improving the health of all citizens in the school community.
- Commissioner of Sports: Leading and developing sporting excellence.
- Commissioner of Innovation and Social Entrepreneurship: Creating and developing innovative ideas in the school.
- Commissioner of Media and Public Relations: Makes and distributes flyers, posters, maintains the website, keeps a picture book

Meetings: Article IV

The By-Laws shall provide for regular and special meetings. At meetings, a minimum of one- third of the membership shall constitute a quorum for the transaction of business.

Dues: Article V

The club, by a majority vote of those present at any regular meeting, may levy upon the general membership such dues or assessments as shall be deemed necessary for the business of the organization. Non-payment of such dues or assessments shall be cause for expulsion from the club within the discretion of the membership.

Amendments: Article VI

This constitution or By-Laws may be amended by a two-thirds vote of the total membership. Proposals for amendments shall be submitted in writing at a regular meeting and shall be voted on at the next following regular meeting, provided all members have been noticed by mail of the intent to amend the constitution and/or By-Laws at said meeting.

Robert's Rules shall govern proceedings.

By-Laws:

1. Minister of Happiness. It shall be the duty of the Secretary to keep the constitution and By-Laws of the club and have the same with him/her at every meeting. He/she shall note all amendments, changes, and additions on the constitution and shall permit it to be consulted by members upon request.
2. Membership. Full membership includes all club privileges as well as rights to hold a club office and to vote for club officers. Applications for membership shall be submitted at regular meetings.
3. Meetings. Regular meetings shall be held on each calendar month. The Governor may call special meetings upon the written request of any five club members. Notices shall be sent to members concerning special meetings and the business to be transacted. Only such business as designated shall be transacted. Such notices shall be sent so that they arrive not less than 24 hours before the meeting.

SAMPLE CONSTITUTION

4. **Dues.** A regular monthly assessment (amount to be determined by members) per member is hereby assessed in accordance with the provisions of Article V of the constitution to provide funds for expenses.
5. **Interference committee.** This committee shall consist of five members (appointed by the club Governor). The committee shall direct investigation, invite proper inquires, establish technical facts and testimony and report its results to the club (additional By-Laws may provide for technical, program, publicity and other committees, or other rules provisions not provided for in this sample constitution.

DELEGATE RESPONSIBILITY

There are usually many things to do when starting a club. The best way to handle it all is to share the responsibilities. Assigning tasks to interested students or even forming a founders committee to handle all the tasks is a great way to go.

If your school requires a proposal or charter and bylaws, then a person or committee must be in charge of this. Even if your school requires a form, then somebody has to be in charge of filling it out. If your school requires a charter and bylaws, they may provide a sample format to follow. Bylaws will include membership requirements, which will have to be determined. Ideas to think about include: Will you have a minimum participation level for meetings or activities? Will there be dues?

Choose a Staff Adviser

Discuss what role an advisor would play in your club. Be clear about what responsibilities the club expects of the advisor so that the person you approach understands what their job will be.

Often the Staff Adviser is chosen simply because he/she is willing. Instead, try to choose a genuinely interested staff adviser. They can play a vital role in the club and should believe in the club and its work, and they should have a desire to help students. Plus, they have to be able to commit time to the club. Of course, one would first turn to science teachers, particularly ecology or biology. If a suitable staff member cannot be found within these departments, do not overlook other departments. A history teacher or government teacher with a keen interest in the environment could bring an interesting perspective to the club.

Once an advisor has been chosen, it is vital to maintain a two- way line of communication with this person. Include the advisor in planning. When arranging meeting times and locations, try to accommodate the advisor's schedule. If the advisor is not able to attend, send them minutes, and ask for feedback. When planning larger events, always ask the advisor for input. Use the connections of the advisor to your advantage. Often they will be able to do or get things that students will not. Once the event is planned, don't forget to invite the advisor!

GENERAL MEETING GUIDELINES

The key to a successful meeting is planning and organization. First, write an agenda.

Writing an Agenda

An agenda forces the group to follow an orderly progression of topics. Disperse the agenda several days prior to the meeting. This will allow the members to give their input by email prior to the meeting. It will also enable members to come to the meeting with input. Don't forget to get the advisor's input on the agenda too.

Arrange the topics on the agenda according to time. Put the topics that will require the least amount of time at the top of the agenda and end the agenda with the topics that will require the most time. This way, you will be able to dispense with more topics in a shorter amount of time.

Meeting Minutes

Another crucial part of organization is the meeting minutes. Minutes should include:

Name of organization, committee Type of meeting

Date and location

Name of the presiding officer and secretary

Notation of reading and previous minutes, and how they were approved.

Adjournment- note date, time, place of next meeting

The minutes serve as a permanent record and can be used for planning the next meeting. The minutes should be typed and distributed to all club members and the advisor on time after the meeting. Ideally, they should be ready within a few days after the meeting.

Running the Meeting

Start on time. Mold a good behavior. If the officers start the meeting late, then members will be more likely to arrive late regularly.

Whether the meeting is run formally or informally, there are many factors to consider.

The meeting room should have the proper number of chairs, with just enough.

Chairs should be arranged in a random arrangement, such as a semi-circle, facing the front. Group interaction is necessary for a successful meeting to be held. A block or classroom-style of seating eliminates face to face discussions.

Make sure that meetings last no more than one hour.

Make meetings fun with snacks, icebreakers, videos, guest speakers.

Watch closely and learn to read non-verbal communication. Watch for signs of boredom and disinterest.

Brainstorming

- Set a time limit of 10 to 20 minutes, depending on the size of your group and the complexity of the issue.
- The best group size is between 3 and 12 people. If you have more, break into two or more groups and brainstorm simultaneously.
- Record all responses in key phrases on a board or sheet so that everyone can read them.
- Be spontaneous; just call out responses.
- Don't criticize, praise, or judge
- Do not discuss ideas.
- After all the ideas have been given, the group can discuss and evaluate ideas and select the best ones.
- Be sure to use the ideas generated. Otherwise, the group will see their time, energy, and creativity wasted.

GENERAL MEETING GUIDELINES

Goal Setting

- **Seek Input-** for maximum effectiveness, goals must be set with input from the entire group. People support what they help create.
- **Prioritize-** Based on group members' input, rank the goals from most to least important. Divide long-term goals into smaller short-term goals.
- **Set Target Dates-** allow adequate time to accomplish goals and set deadlines for reaching the goal.
- **Seek Approval-** periodically review goals with the group to assure continued support.
- **Restate the Goal-** when a project comes up that will help in accomplishing one of the group's goals, refer to that goal, and remind the group that this is their chosen goal.
- **Evaluate Progress-** evaluate things that could keep you from or are keeping you from reaching your group's goals. Develop a plan to remove the obstacles.
- **Be Positive-** a positive attitude will be a catalyst in getting members motivated and keeping them involved.

Group Communication

- Sending a message effectively
- Use personal pronouns such as "I" and "my"
- Make your messages complete and specific
- Make your verbal and non-verbal communication congruent (don't smile when you have bad news)

- Say important things more than once and in a different way.
- Ask for feedback concerning the way messages are being received.
- Receiving messages effectively
- Paraphrase the message back accurately, without evaluating
- Describe your perceptions of the meaning of what was said.
- Clarify until the sender and receiver agree on the message.
- Pattern of communication
- Observe who talks the most. Try to have everyone say something at every meeting.
- Observe who talks to whom and when.
- Observe what triggers the behavior.
- Interruption is very harmful. Have people wait their turn
- Beware of competition among members
- A competitive climate blocks communication.
- A cooperative environment leads to increased group cohesiveness and the ability to get more things done.

For More Info:

<http://www.brocku.ca/commstudies/courses/2F50/effective.html>

SAMPLE CURRICULUM

January

Activity:

Recycling

Date: March 18

Global Recycling Day was created in 2018 to help recognize, and celebrate, the importance recycling plays in preserving our precious primary resources and securing the future of our planet. It is a day for the world to come together and put the planet first.

[Homepage](#) | [Videos](#) | [Recycling](#)

Topic(s):

3R's (Reduce/Reuse/Recycle)

- 3R's (Reduce/Reuse/Recycle)
- Recycling definition
- What do you recycle?
- What are the benefits of recycling?
- Why is it important to recycle?
- Reduce
- Reuse

Practical:

1. **Build a robot.**

Don't throw away the cardboard boxes and yogurt containers! [Build a robot](#) with these materials.

2. **Make seed paper.**

Do [this](#) instead of tossing shredded paper in the bin.

3. **Play a game.**

[Play games](#) to help kids practice which items can be recycled, and which are waste.

4. **Make a bird feeder.**

[This](#) is one of those activities that demonstrates how much cheaper it is to use recycled materials than to buy something brand new.

5. **Paint the symbol.**

Practice recognizing this symbol through art. This way, kids can easily identify recycling bins out in public.

6. **Make recycling bins for the home.**

Making small bins that can be kept indoors allows kids the chance to easily sort the garbage.

7. **Try an online game.**

There are a few online games where kids can practice recycling in a fun way, like [this one](#).

8. **Pack a waste-free lunch.**

Use a recycled container in lieu of items in bags. More ideas for a waste-free lunch [here](#).

9. **Read the facts.**

Recycling 1 ton of paper can save 17 trees, 7,000 gallons of water, 2 barrels of oil, and 4,000 kilowatts of electricity. [The energy that you save can power 1 home for 5 months.](#)

10. **Watch a video.**

A short, [kid-friendly video](#) can really drive the point home.

11. **Go on a recycling scavenger hunt.**

Head out to a local park and see how much you can collect from the environment that can be recycled! Got competitive kids? Make it a race.

12. **Read!**

This [book list](#) is full of books you can grab from the library and read with your kids.

13. **Make a DIY toy.**

Before recycling items, try to repurpose them. [A milk jug](#) or a yogurt container can make for really fun ball poppers for kids.

14. **Turn newspaper into building rods.**

Check out [these amazing play structures](#) and tents made from newspaper!

15. **Homemade puzzles.**

Instead of throwing away greeting cards, cut them up and make a homemade puzzle. [Cereal boxes](#) are great for this, as well.

16. **Donate toys and clothes.**

Instead of throwing away toys your kids are done playing with, help them choose some to be donated.

SAMPLE CURRICULUM

February

Activity:

Romance with the Environment

Date: February 14

World Wetland Day (WWD)

Date: February 02

Established to raise awareness about the value of wetlands for humanity and the planet, WWD was celebrated for the first time in 1997 and has grown since then.

[Homepage](#)

Topic(s):

Biomimicry

[Resource](#)

Practical:

- **For Romance with the Environment:** Outdoor activities during/around Valentine's Day such as hiking, camping, picnics, biking, walking, running etc.
- **For World Wetland Day (WWD):** Read and educate students and school community about it .
- **For Biomimicry:** Use Biomimicry challenge worksheet.

March

Activity:

World Planting Day

Date: March 21

UN World Planting Day gives us an opportunity to celebrate the diversity of the world's plant species and those who work to protect them. [Here](#)

World Forestry Day

Date: March 21

The Day celebrates and raises awareness of the importance of all types of forests. On each International Day of Forests, countries are encouraged to undertake local, national and international efforts to organize activities involving forests and trees, such as tree planting campaigns. [Here](#)

World Water Day

Date: March 22

This World Water Day, 22nd March, is about tackling the water crisis by addressing the reasons why so many people are being left behind. [Here](#)

Earth Hour (March varying date) [Here](#)

Topic(s):

Resources

- Types of resources
- Conservation of resources
- Afforestation/Deforestation

Practical:

- Earth hour tool kit to be downloaded. [Here](#)

April

Activity:

World Health Day (April 07)

Date: April 07

The World Health Day is a global health awareness day celebrated every year on 7 April, under the sponsorship of the World Health Organization, as well as other related organizations. In 1948, the WHO held the First World Health Assembly. [Here](#)

World Earth Day (April 22)

Date: April 22

Earth Day is an annual event celebrated around the world on April 22 to demonstrate support for environmental protection. First celebrated in 1970, it now includes events coordinated globally by the Earth Day Network in more than 193 countries. [Here](#)

Topic(s):

Climate Change and Pollution

- Air
- Water
- Soil

Practical:

- Clean up, Climate change Advocacy, Creative artworks, Beat Plastic Pollution, Reforestation.
- For World Earth Day: More resources can be found [Here](#)
- For World Health Day: Resources can be found [Here](#)

SAMPLE CURRICULUM

September

Activity:

International Day for the Preservation of the Ozone Layer

Date: September 16

This designation had been made on December 19, 2000, in commemoration of the date, in 1987, on which nations signed the Montreal Protocol on Substances that Deplete the Ozone Layer.

[Homepage](#) | [Videos](#) | [Ozone layer science](#)

Topic(s):

Understanding the environment;

- Basic Ecology
- Succession
- Biosphere
- Ecosystem
- Population
- Going Green
- What does it mean to go green?
- The importance of going green in today's world
- How to go green

Practical:

- Word puzzle, Word search, Word match

October

Activity:

International Day for Disaster Reduction

Date: October 13

The International Day for Disaster Reduction encourages every citizen and government to take part in building more disaster resilient communities and nations.

[Homepage](#) | [Videos](#)

Topic(s):

- Responsible consumption and production
- Food/Agriculture
- Food security
- Hunger and malnutrition
- Organic farming
- Water
- Energy
- Manufacturing
- Transportation
- Environmental Ethics
- Ethics of waste

Practical:

- Help prevent erosion by planting flowers
- Label/clean gutters and drains
- Participate in beach cleanup

November

Activity:

Documentaries

Pick any environmentally related topic relevant to the current school year and watch a documentary on it.

Movie: [Reference](#)

Suggested Movie(s):

- An Inconvenient Truth
- Before the Flood
- March of the Penguins
- Nowhere to Run
- The 11th Hour
- Swallow - Climate Change and Food Security in Nigeria

December

Activity:

Green Holidays & Gifting Recycling Project

Students can be given materials to learn about Green holidays and also the 3Rs: reduce, reuse and recycle. They experiment with this at home with friends and family during the holiday

Note: Teachers can come up with a competition or activity where the students with the highest waste collected or most creative project gets a prize.

SAMPLE CURRICULUM

May

Activity:

International Migratory Bird Day

Date: May 11

It is a conservation initiative that brings awareness on conserving migratory birds and their habitats throughout the Western Hemisphere. This program is dedicated to international conservation efforts and environmental education in Canada, the United States, Mexico, Central and South America, and the Caribbean.

International Day for Biological Diversity

Date: May 22

The International Day for Biological Diversity is a United Nations-sanctioned international day for the promotion of biodiversity issues. It is currently held on May 22. The International Day for Biological Diversity falls within the scope of the UN Post-2015 Development Agenda's Sustainable Development Goals.

Topic(s):

Biodiversity and Extinction

- Endangered species

Practical:

- Visitation to Zoos, botanical gardens, Aquariums
- Presentation on endangered species
- For International Biodiversity Day: Contact Wildlife conservation society [Here](#)
- Resources on the International Migratory Bird Day: Check [Here](#)

June

Activity:

World Environment Day

Date: June 05

World Environment Day is celebrated on the 5th of June every year, and is the United Nation's principal vehicle for encouraging awareness and action for the protection of our environment. [Here](#)

World Ocean Day

Date: June 08

World Oceans Day is a global celebration on June 8 with hundreds of events around the world celebrating our ocean. [Here](#)

Topic(s):

Introduction to sustainability

- The three pillars of sustainability
- Sustainable development goals

Practical:

- [Resources for World Environment Day:](#)

[Here](#)

- [Resources for World Ocean Day:](#) [Here](#)

July/August

Activity:

Summer Reading and Camping

Members can be given assignment to read interesting environmental or sustainability book. They are also encouraged to register for the Green Summer Camp. Kindly call +234 814 777 4444 for more information.

FUNDING SOURCES

Where to Get the Money

Before planning any fundraising consult your school's Student Activities Office as most fundraising requires prior approval. Knowing both your immediate objective and long-term goals is vital to the selection, planning, and the implementation of a fundraiser. Below is a list of 25 latest and open grants for NGOs working on the environment and addressing climate change issues in the developing world.

1. Minor Foundation for Major Challenges' Grant Program.
2. Whitley Wildlife Conservation Trust: Grants to Individuals Undertaking Nature Conservation Projects.
3. Alexander von Humboldt Foundation: International Climate Protection Fellowships for Young Climate Experts from Developing Countries.
4. Safari Club International Foundation: Proposal for Large Grants Program.
5. IREX Community Solutions Program: Addressing Issues related to Environment.
6. Volvo Environment Prize.
7. Echoing Green Fellowship.
8. WWF's Reforestation Grants: Supporting Communities in Regaining Ecological Integrity.
9. World Wildlife Fund: Professional Development Grants.
10. Open World Grant Program: Bringing Emerging Leaders.
11. KR Foundation Grant Program: Seeking LOIs to address the causes of Environmental Degradation.
12. Powerful Resource Guides on Proposal Writing, Fundraising and NGO Management.
13. SeaWorld & Busch Gardens Conservation Fund.
14. KNCF Grant Program: Preserving Biodiversity Projects in the Asia-Pacific Region.
15. Aspen Institute's New Voices Fellowship Program.
16. International Climate Initiative.
17. Prince Bernhard Nature Fund.
18. Webinars, Videos and Q&A Sessions on Fundraising.
19. CEPF Call for LOIs: Cerrado Biodiversity Hotspot Small and Large Grants Program.
20. PFAN/ECREEE/CTCN Call for Proposals: Women-led Sustainable Energy Enterprises in West Africa.
21. Ramsar: Wetlands for the Future Fund.
22. APN:CRRP and Capable Programmes.
23. ACSS Proposals: Inviting Applicants for Research Grants Program.
24. Energy Globe Award for Sustainability.
25. Jana Robeyst Trust Fund: Applications for Small Conservation Grants.
26. The Tusk Conservation Awards.

FREQUENTLY ASKED QUESTIONS

1. Does a staff member have to sponsor a school Green Kids Club?

You do not need a staff member to sponsor your school Green Kids Club. However, you do need an adult sponsor. A sponsor can be an educator, parent, grandparent, guardian, teacher's aide, or volunteer.

2. How many members do I need to start a club?

You can start a school Green Kids Club with an adult sponsor and 10 to 20 students.

3. What's the best way to get our school administration excited about Green Kids Club?

Make an appointment with key administration members and share GKC Overview and one-page flyer, club materials, or video. Contact GKC, and we will be happy to present or help you in any way you need.

4. What action do we take if a member or officer of our Green Kids Club does not appropriately represent the mission and vision of GKC?

See sample bylaws for full details. Ultimately, if any club members fail to act appropriately or fail to represent the mission and vision of GKC, the club can lose its status as a Green Kids Club. This would result in reduced or suspended funding, assistance, or communication from GKC.

5. How many fundraising events should our Kids Green Kids Club put on in any given year?

There is no requirement for fundraising. Each club should decide the number of events they can support based on time, resources, and number of club members.

6. How many community service projects should we take on in any given year?

Each Green Kids Club is free to set their priorities as long as they support the mission and vision of GKC.

7. Are there established projects our club could get involved in right away?

Any fully functioning project will be highlighted on the GKC website. If you have any questions about getting involved with the project, you can contact any member of the GKC Team.

8. Is there an age requirement for participation in the Green Kids Club?

GKC is open to students under the age of 18.

9. How often should we update our Green Kids Club website?

There are no requirements for updating the website. The Webmaster should coordinate efforts with other Green Kids Club officers to obtain important club information and promptly transfer information to the school Green Kids Club website.

10. When should we vote for club officers?

At the inaugural meeting of the Green Kids Club, you should vote for club officers. Each successive year, you should hold elections in March to help transition the new officers before the end of the school year.

11. Can I start a Green Kids Club if there is already another environmental or eco-related club at my school?

Yes. However, if your school already has an after school environmental club, we encourage you to support that club or work together.

13. Do you have to be an expert in science, the environment, green technology, or sustainable practices to start a Green Kids Club?

You do not need to be an expert to start and run a successful Green Kids Club. GKC is here to help you and provide resources and guidance so you can educate others. We are here to help you get started and to provide resources and guidance to sustain your club for the long term. Just ask if you need help in science, leadership skills, tips for running the club or support to launch your own Green Kids Club website, or newsletter, we want to help you succeed.

THE GREEN PRIZE

The **GREEN PRIZE** aims to recognize Green Kids Clubs that has made superior or exemplary contributions to the environment through active participation and encourage their efforts to achieve environmental sustainability.

The award's vision is to inspire and foster environmental stewardship among school students and the community as a whole.

Winners would be determined based upon the criteria sheet on page 27-32 and the overall club portfolio.



THE GREEN PRIZE: SCHOOL PROFILE

Name of Environment Club:

School Name:

Atoll and Island:

Tel: Fax:

Email:

Facebook:

Other Social Media:

Number of Environment Club Members:



THE GREEN PRIZE: DESCRIPTION OF YOUR COMMUNITY

Include a brief description of your school's location and identify the environmental issues affecting your school, students and/or community.

Photo/Drawing

Map

THE GREEN PRIZE: PREVIOUS ECO-RELATED ACTIVITIES

You may include the following information of the activity.

i. Place, time and Event name

ii. Objectives

iii. Who was involved

iv. Challenges faced

v. Achievements and Highlights

**You may add more fields if required.*

Photo/Drawing

Map

THE GREEN PRIZE: ACTIVE GROUP MEMBERS

List of all the people involved in the management of the club.

i. Executive committee of the club

ii. General members of the club

iii. Teachers of the club

iv. Community members (if any)

v. Other members (Please specify their relation to the club)

You may add a flow diagram
of the club structure

THE GREEN PRIZE: RECORD OF MEETINGS

Below is a meeting minute template which you could use. You may modify the template to best suit the conduct of the club and meeting.

Date:

Time:

Number of Attendees:

Lead Facilitator:

Meeting type [General, Other (please specify):

Agenda / Issues Discussed:

Decisions:

THE GREEN PRIZE: FUTURE PLANS

Planning is one of the key functions to achieve the targets of an Environment Club. Students and the facilitators can set up yearly targets of the club through discussion and consensus.

Stated below are some key points to consider while setting up the targets.

- i. Is it achievable?
- ii. The scale of the target.
- iii. Will the target be sustainable?
- iv. Funds to achieve the target.




You can download the following resources and many more on our website:

- **What does it mean to Go Green?**
- **The Green Pledge**
- **The Theme Song**
- **The Green Cheer**
- **Green Science Trailer**
- **The Logo**
- **Request a Speaker**
- **Green Club Charter Application Form**
- **Green Ambassador Form**
- **Green Encyclopedia**
- **Scholarships & Grants**
- **Campaigns**


CONTACT

www.greeninstitute.ng



 +234 814 777 4444

Follow us on Social Media:

The Green Institute



JOIN THE CLUB!



GREEN KIDS

JOIN US AND LET US CONQUER MOUNTAINS TOGETHER